

Light efficiency:

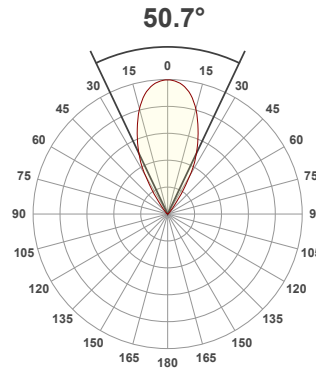
85 Lumen/Watt

Light quality:

CRI: 95.2

Color temperature:

3053 K



Product name:

OC50- LED35_Q-HO-30-WFL - 250mA

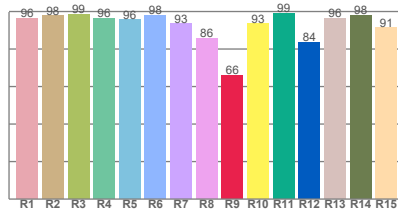
Item number:

Oculus50 Accent - LED35/Q-HO-30-WFL - 250mA

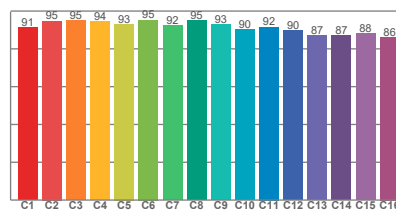
Delivered information for above fixture and LED combination.

Output: 845 Lumen Peak intensity: 1238 cd Power consumption: 10.0

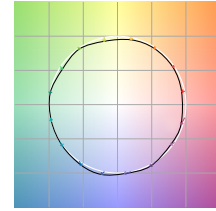
CRI R values



TM30 C Values

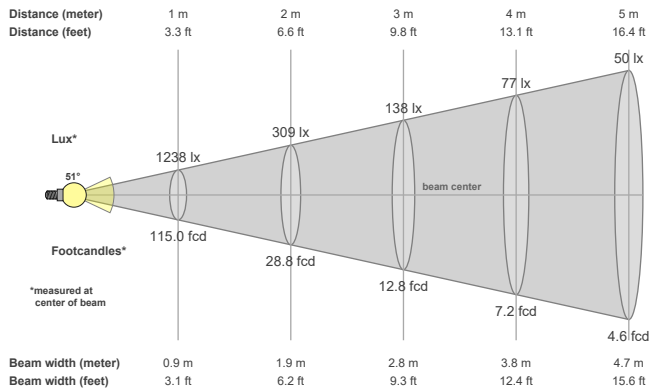


Color vector graphics



Color temperature	Color rendering index	Red component	Color fidelity	Color gamut	Color quality scale	Color coordinate cie 1931	Color coordinate cie 1931	Color coordinate	Color coordinate	Color deviation from black body
CCT	CRI	CRI R9	TM30 Rf	TM30 Rg	CQS	x	y	u	v	Δuv
3053 K	95.2	65.9	91.9	97.3	92.7	0.437	0.411	0.248	0.349	0.0026

Beam details



Beam angels

Beam angle 50%	Field angle 10%	Cutoff angle 2,5%
50.7°	74°	91°

Beam intensities

Peak intensity	Int. ratio in 120° cone	Int. ratio in 90° cone
1238 cd	99.4%	97.0%

Beam intensities from 1-20m

1m	2m	3m	4m	5m	6m	7m	8m	9m	10m	11m	12m	13m	14m	15m	16m	17m	18m	19m	20m
3.3ft	6.6ft	9.8ft	13.1ft	16.4ft	19.7ft	23ft	26.2ft	29.5ft	32.8ft	36.1ft	39.4ft	42.7ft	45.9ft	49.2ft	52.5ft	55.8ft	59.1ft	62.3ft	65.6ft
1238lx	309lx	138lx	77lx	50lx	34lx	25lx	19lx	15lx	12lx	10lx	9lx	7lx	6lx	6lx	5lx	4lx	4lx	3lx	3lx
115fcd	28.8fcd	12.8fcd	7.2fcd	4.6fcd	3.2fcd	2.3fcd	1.8fcd	1.4fcd	1.2fcd	1fcd	0.8fcd	0.7fcd	0.6fcd	0.5fcd	0.4fcd	0.4fcd	0.3fcd	0.3fcd	0.3fcd

The above information is for 3000K colour temperature, for specific module information please see LED spec located on our website.

For information regarding other colour temperatures please refer to ies/ldt files available on the website.

Light planning Glare Evaluation According to UGR

p Ceiling		70	70	50	50	30	70	70	50	50	30
p Walls		50	30	50	30	30	50	30	50	30	30
p Floor		20	20	20	20	20	20	20	20	20	20
Room size X Y		Viewing direction at right angles to lamp axis					Viewing direction parallel to lamp axis				
2H	2H	22.3	22.9	22.4	23.1	23.3	22.3	22.9	22.4	23.1	23.3
	3H	22.0	22.7	22.4	22.9	23.1	22.0	22.7	22.4	22.9	23.1
	4H	21.9	22.6	22.3	22.9	23.1	21.9	22.6	22.3	22.9	23.1
	6H	21.9	22.5	22.2	22.8	23.2	21.9	22.5	22.2	22.8	23.2
	8H	21.9	22.5	22.2	22.8	23.2	21.9	22.5	22.2	22.8	23.2
	12H	21.8	22.4	22.2	22.7	23.2	21.8	22.4	22.2	22.7	23.2
4H	2H	21.9	22.7	22.3	22.9	23.1	21.9	22.7	22.3	22.9	23.1
	3H	21.8	22.4	22.2	22.8	23.2	21.8	22.4	22.2	22.8	23.2
	4H	21.7	22.2	22.1	22.7	23.2	21.7	22.2	22.1	22.7	23.2
	6H	21.6	22.2	22.1	22.5	22.9	21.6	22.2	22.1	22.5	22.9
	8H	21.6	22.1	22.1	22.5	22.8	21.6	22.1	22.1	22.5	22.8
	12H	21.5	21.9	22.0	22.4	22.8	21.5	21.9	22.0	22.4	22.8
8H	4H	21.6	22.1	22.1	22.4	22.8	21.6	22.1	22.1	22.4	22.8
	6H	21.5	21.9	22.0	22.3	22.9	21.5	21.9	22.0	22.3	22.9
	8H	21.5	21.8	22.0	22.3	23.0	21.5	21.8	22.0	22.3	23.0
	12H	21.4	21.7	22.0	22.2	22.8	21.4	21.7	22.0	22.2	22.8
12H	4H	21.5	21.9	22.0	22.3	22.8	21.5	21.9	22.0	22.3	22.8
	6H	21.5	21.8	22.0	22.3	23.0	21.5	21.8	22.0	22.3	23.0
	8H	21.4	21.7	22.0	22.2	22.8	21.4	21.7	22.0	22.2	22.8
Variation of the observer position for the luminaire distance S											
S = 1.0H		5.6 / -8.0					5.6 / -8.0				
S = 1.5H		8.2 / -10.9					8.2 / -10.9				
S = 2.0H		10.2 / -12.0					10.2 / -12.0				
Corrected glare indices referring to 845 lm total luminous flux											